



My Learning, My Future



Where can studying Sociology take you?

Introduction

At The Careers & Enterprise Company, our mission is to help schools and colleges to inspire and prepare young people for the fast-changing world of work.

My Learning, My Future is a suite of resources that has been developed by The Careers & Enterprise Company in partnership with Skills Builder to help you speak confidently about the careers related to your subject as well as the various pathways and skills needed by employers.

Benchmark 4

Linking curriculum learning to careers. Bring your subject to life by providing real-life examples from the world of work to help motivate and inspire students.

[Learn more](#)



Contents

How to use this guide	1
Why study Sociology?	2-6
Essential Skills	7-8
Careers in the Curriculum	9-10
Pathways	11-15



How to use this guide

In this guide and supporting documents, you'll find resources to engage your students in curriculum learning, supporting work towards Benchmark 4, by highlighting the relevance of your subject to future careers and opportunities.

Explore the four key areas of the guide to inspire your students about where your subject can take them in the future.

Why study Sociology?

Access key resources that link to your subject area that can be used in your lessons to help your students explore future careers.

Essential Skills


Learn how you can engage with Skills Builder to help students identify and develop essential skills linked to your subject.

Careers in the Curriculum

Discover resources and inspiration to link careers to the curriculum, employer engagement and extra-curricular opportunities.

Pathways

Take a look at a wide variety of resources that focus on the pathways a young person can follow to a career linked to the subject.

The background is a vibrant teal color. It features several stylized human figures in a darker blue shade, scattered across the page. These figures are connected by a network of light blue dotted lines, suggesting a social or organizational structure. The overall design is modern and clean.

Why study Sociology?

Why Study Sociology?

There is a wealth of resource to support you in raising opportunity awareness as you highlight the relevance of your subject to future careers.

This section will connect you with key resources and links for students to explore opportunities linked to your subject area with the aim of motivating and inspiring your students about the world of work and pathways to a career using Sociology.

There are a number of examples of roles and activities to support student opportunity exploration.



Activity Ideas

1|



Encourage students to research and present on roles of interest to them linked to your subject.

2|



[Click here to access a student facing PowerPoint slide deck](#), which will support you in highlighting the relevance of your subject with content taken from this guide.

Resources to highlight the relevance of your subject

- Visit [Why It Matters: Sociology & Criminology resource](#) designed by Loughborough University to help students to understand where different subjects both post 16 and 18 might take them.
- [What is Sociology: Sociology Careers: British Sociological Association.](#)
- [Investigate the Sectors/Sector Introduction Oak National Academy Lessons 2&3](#)



Labour Market Information

- The [LMI for All](#) portal provides high-quality, reliable labour market information (LMI) to inform careers decisions.
- Help your students to find out what a job involves and if it is right for them with [National Careers Service](#).
- [National Careers Week Future of Work Guide](#)

Explore a career as a...



Police Constable

Police officers keep law and order, investigate crime, and support crime prevention.

[See Case study 1](#)

[See Case study 2](#)

[Visit National Careers Service to learn more](#)



Social Policy Lecturer

Social Policy Lecturers research and teach academic and vocational subjects at universities and higher education colleges.

[See Case study](#)

[Visit National Careers Service to learn more](#)

Family Support Worker

Family Support Workers help and advise families with long or short-term difficulties.

[See Case study](#)

[Visit National Careers Service to learn more](#)





MP

MPs represent people's concerns and interests in the House of Commons.

[See Case study 1](#)

[See Case study 2](#)

[Visit National Careers Service to learn more](#)

Coroner's Officer

Coroners look into deaths from unnatural or unknown causes, or those that have happened suddenly or in prison or police custody.

[See Case study](#)

[Visit National Careers Service to learn more](#)



The background is a vibrant teal color. It features several abstract elements: large, overlapping circles and semi-circles in a darker shade of teal; a series of small, light-teal squares arranged in a dashed, winding path; and several stylized human figures, each consisting of a circular head and a semi-circular base, scattered across the composition. A large, white, rounded triangular shape is positioned in the center, pointing towards the right, and it contains the text.

Essential Skills

Essential Skills



A critical part of effective careers provision is building students' essential skills. These are the skills that underpin success in the classroom and the world of work such as Teamwork, Problem Solving, Speaking and Listening. Students need to be able to recognise their skillset and talk about it confidently too. They will probably be using them already in your lessons, but this can be a confusing space, with lots of overlapping terminology.

The Skills Builder Universal Framework has been developed by The Careers & Enterprise Company, [Skills Builder Partnership](#), Gatsby Foundation and others to address this problem.

The Framework breaks down eight essential skills into 16 teachable steps. It outlines a roadmap for progress, giving educators and employers a common language for talking about the skills that are essential for employment. [You can explore the Interactive Framework here.](#)

As a teacher, you can also create a free account on the [Skills Builder Hub here.](#) There's over 300 short lessons and a suite of other resources too. We have picked three essential skills that are likely to come up in your lessons. These short lessons are perfect for pastoral time and starters/plenaries.

Key Skill

Overview

Resources



The oral transmission of information or ideas.

[Overview video](#)

[Key stage 3](#)

[Key stage 4](#)



The receiving, retaining and processing of information or ideas.

[Overview video](#)

[Key stage 3](#)

[Key stage 4](#)



The ability to use tactics and strategies to overcome setbacks and achieve goals

[Overview video](#)

[Key stage 3](#)

[Key stage 4](#)

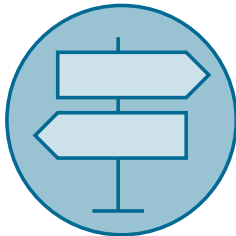
The background is a vibrant teal color. It features several white, semi-transparent shapes: a large triangle pointing right, a large circle on the left, and a large circle on the right. A series of small, light teal squares are arranged in a dotted line that curves across the page. Several dark teal icons of people are scattered throughout, some overlapping the white shapes and dotted lines.

Careers in the curriculum

Careers in the Curriculum


Young people critically need support to see and understand their future and ensuring that careers learning is delivered in all subjects has benefits clearly aligned to the priorities of schools and colleges and to positive outcomes for students. There are three different approaches to careers in the curriculum to consider:

1 |



Highlight the relevance of your subject to future careers and opportunities.

2 |



Set curriculum learning within the context of careers and the world of work.

3 |



Deliver curriculum learning through employer encounters, experiences of work and/or extra-curricular opportunities.

Embed careers in curriculum teaching and learning

There are some excellent examples of how curriculum teaching can be put into the context of careers and the world of work. Here are some examples of resources linked to your subject for inspiration:




- [Discover Sociology: Teacher Resources](#)
- [HE Unboxed](#) is Loughborough University's innovative initiative that helps teachers across the country to inform and excite their students about the post 18 options available to them. GCSE Free HE Unboxed:
 - [HE Unboxed Slavery](#)
 - [HE Unboxed Gender Equality](#)



The background is a vibrant teal color. It features several abstract elements: dark blue circles and semi-circles of various sizes scattered across the space. A series of light blue dashed lines, each composed of small squares, forms a path that winds through the composition. A large, white, rounded arrow shape points from the left towards the right, serving as a central focus. The word "Pathways" is written in a dark grey, sans-serif font within the white arrow.

Pathways

Pathways



When it comes to the question of what to do at key decision points, there are a lot of options to consider. Therefore, the Department for Education has put together a couple of simple and handy guides to inform young people and their parents about the options available to them. These include:

- A [route comparison grid](#) which shows all of the routes available after GCSEs, along with additional information on each one, such as the level of study, entry requirements, duration of the course, and where it can lead.
- A [2-minute animation](#) showcasing and explaining each choice in a simple, dynamic and visual manner.

The Department for Education T Levels team has created a helpful [T Level Guide](#) for Teachers and Careers Advisers, giving a comprehensive oversight of this exciting qualification.

Pathway options	
 <p>Example Post 16 Routes</p>	<p>A-Level English Sociology Critical Thinking T-Levels Education & Childcare</p>
 <p>Degree Ideas Explore options</p>	<p>Sociology Social work Human, Social and political Sciences Community Development Criminology</p>
 <p>Apprenticeship Ideas Download resource</p>	<p>Social Work Health & Social Care Policy Officer</p>



Activity Ideas

1|



Encourage students to identify a job related to your subject that they will be doing in ten years' time and ask them to present the pathway they took to that role.

2|



Encourage students to research local options at 16/18 in pathways related to your subject that interest them.



Resources to highlight pathways from your subject

[Download My Learning, My Future student facing presentation deck.](#)



Extension and Employer Engagement Opportunities linked to your subject

▶▶ Here is some inspiration to enhance student engagement in your subject:

- [HE Unboxed](#) is Loughborough University's innovative initiative that helps teachers across the country to inform and excite their students about the post 18 options available to them. GCSE Free HE Unboxed:

[HE Unboxed Slavery](#)

[HE Unboxed Gender Equality](#)



Employer engagement

You may wish to invite someone from the world of work in to support you in highlighting the relevance of your subject to careers. Use the below guidance to help you.

Key Questions	Guidance
<p>What are you are looking to achieve?</p> <p>Try and be as clear and purposeful as possible when framing an 'ask' of employers</p>	<p>What are the planned outcome(s)? i.e.</p> <ul style="list-style-type: none"> • For students and parents/carers to understand the relevance of your subject to careers. • To encourage students to consider pursuing your subject to GCSE level. • For students to have an insight into <u>key labour market information</u>.
<p>What benefits would there be to the employer for supporting?</p>	<p>For emotional reasons:</p> <ul style="list-style-type: none"> • Personal connection, e.g. they have family at the school or a relative works at the school or college. • History, e.g. they are an alumni of the school or college. • Locality, a local employer wants to give something back to the local area. <p>For commercial reasons:</p> <ul style="list-style-type: none"> • Skills shortages – to attract young people into their industry. • To help change perceptions of certain industries. • Corporate Social Responsibility (CSR) positioning – being seen to give something back.
<p>How to engage an employer?</p>	<p>Speak to your Careers Leader to access contacts that already exist in the school. Try:</p> <ul style="list-style-type: none"> • Staff networks (e.g. family, friends, Governors). • Student networks (parents, relatives). • Alumni network. • Supply chains (IT, Catering, Maintenance). • If your school or college has an Enterprise Adviser, they may have wider employer links or suggestions. • Social media appeal with a clear ask.
<p>Format</p>	<p>Articulate where, when and how the encounter will take place.</p> <p>Would you like someone to create a video/take part in a recorded Q&A or is this a physical invitation into a lesson?</p>
<p>Recording and Evaluation</p>	<p>How will you evaluate the session and get a temperature check of value from students and the employer?</p> <p>Remember to communicate activity and student register to Careers Leader as this supports Gatsby Benchmark 4 and potentially 5/6.</p>

Acknowledgements



With special thanks to the following organisations for their support and insight into developing the My Learning, My Future resources:

- Amazing Apprenticeships
- BBC Bitesize
- Education & Employers, icould
- LMI for All
- Loughborough University
- National Careers Service
- National Careers Week
- Skills Builder Partnership



My Learning, My Future

If you have any questions about this guide,
contact us at:

education@careersandenterprise.co.uk

Access all resources at:

[resources.careersandenterprise.co.uk/
my-learning-my-future](https://resources.careersandenterprise.co.uk/my-learning-my-future)



The Careers & Enterprise Company
2-7 Clerkenwell Green
Clerkenwell
London EC1R 0DE

careersandenterprise.co.uk



Follow us on Twitter: [@CareerEnt](https://twitter.com/CareerEnt)